


DAN PRO GEN2



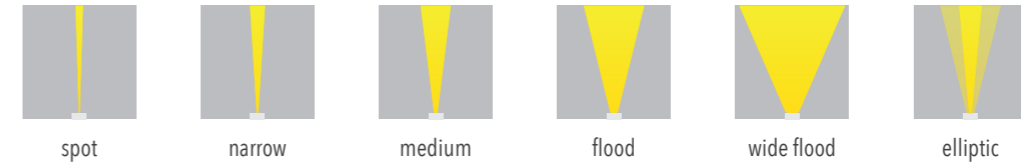
HIGH PERFORMANCE UPLIGHTER

Linear in-ground luminaire resistant to foot and vehicle traffic, features directional optical system for accentuating objects, plants or building details, tilt adjustability +15°/-5°, light can be emitted exactly where it needed. The luminaire available with different beam options and lumen packages. Uniform light color coverage on close-up installations, continuous line, no shadow where the luminaires are joined.

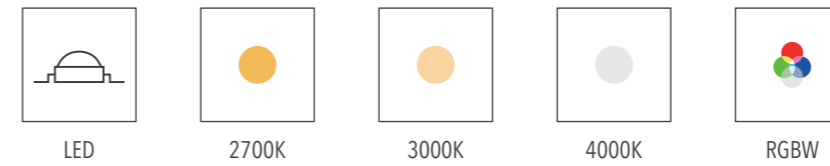
Material: aluminum body with PMMA lens and tempered glass



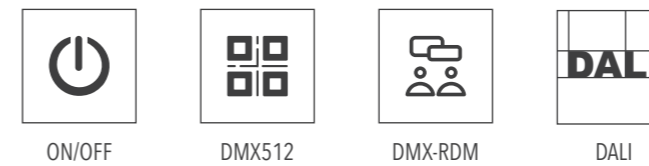
OPTIC OPTIONS



LIGHT SOURCE



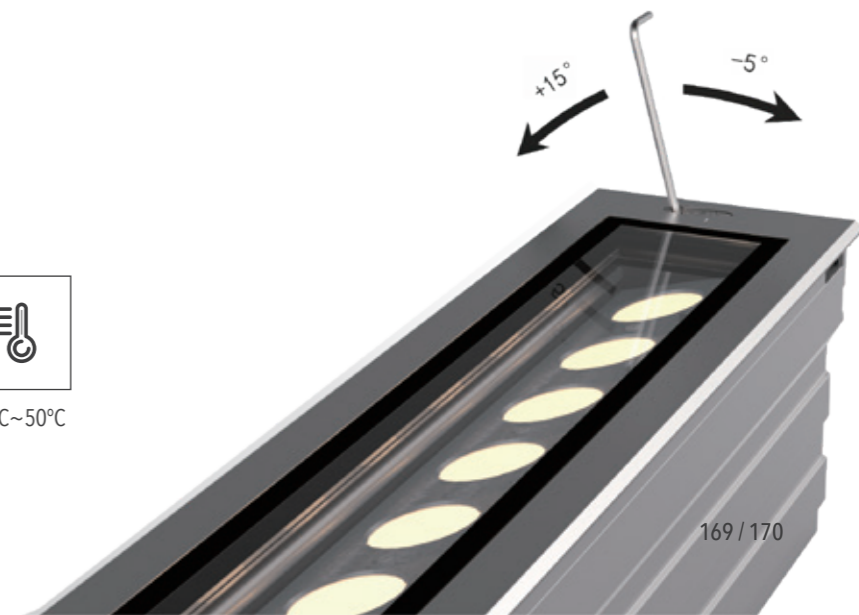
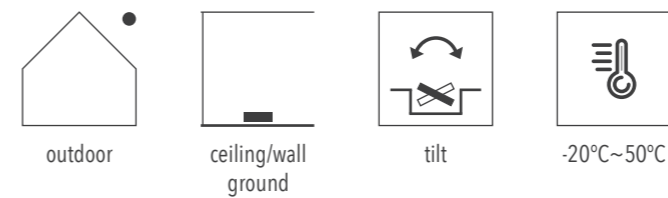
CONTROL OPTIONS



FINISH COLORS



INSTALLATION



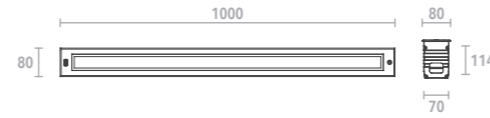


QUICKINFO

In-ground 20W, 18 high-power LEDs
 Input voltage DC24V
 C.V. power supply ordered separately
 Customized length on request



DIMENSIONS



CODE	Optic	Light color	Control	Finish color	Luminous flux
1913W20	spot 8° 0008	2700K 2780	ON/OFF	silver 01	1,600lm
	medium 20° 0020	3000K 3080			
	wide flood 45° 0045	4000K 4080			
	elliptic 15°x30° 1530				
	elliptic 10°x60° 1060				

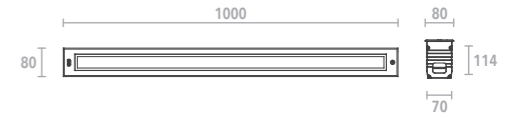


QUICKINFO

In-ground 48W, 24 high-power LEDs
 Input voltage DC24V
 C.V. power supply ordered separately
 Customized length on request



DIMENSIONS



CODE	Optic	Light color	Control	Finish color	Luminous flux
1913W48	medium 20° 0020	RGBW RGBW	DMX512	silver 01	2,200lm
	flood 40° 0040				
	wide flood 60° 0060				
	elliptic 15°x25° 1525				
	elliptic 15°x60° 1560				

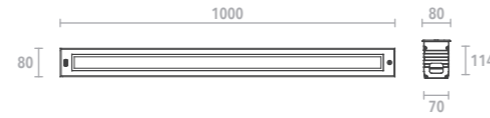


QUICKINFO

In-ground 45W, 24 high-power LEDs
 Input voltage DC24V
 C.V. power supply ordered separately
 Customized length on request



DIMENSIONS



CODE	Optic	Light color	Control	Finish color	Luminous flux
1913W45	spot 8° 0008	2700K 2780	ON/OFF	silver 01	3,600lm
	medium 20° 0020	3000K 3080			
	wide flood 45° 0045	4000K 4080			
	elliptic 15°x30° 1530				
	elliptic 10°x60° 1060				




QUICKINFO


In-ground 60W, 20 high-power LEDs
 Input voltage DC24V
 C.V. power supply ordered separately
 Customized length on request



DIMENSIONS



CODE	Optic	Light color	Control	Finish color	Luminous flux
1913W60	narrow 12° 0012	2700K 2780	ON/OFF	silver 01	4,800lm
	medium 20° 0020	3000K 3080			
	medium 30° 0030	4000K 4080			
	elliptic 5°x20° 0520				
	elliptic 10°x70° 1070				

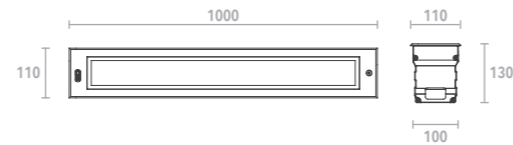


QUICKINFO

In-ground 60W, 20 high-power LEDs (4-in-1)
 Input voltage DC24V
 C.V. power supply ordered separately
 Customized length on request



DIMENSIONS



CODE	Optic	Light color	Control	Finish color	Luminous flux
1913W60	narrow 15° 0015	RGBW RGBW DMX512	● silver 01	2,700lm
	medium 20° 0020				
	medium 30° 0030				
	elliptic 10°x30° 1030				
	elliptic 10°x60° 1060				

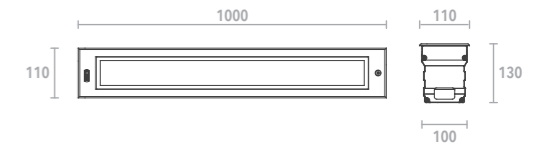


QUICKINFO

In-ground 100W, 20 high-power LEDs (4-in-1)
 Input voltage DC24V
 C.V. power supply ordered separately
 Customized length on request



DIMENSIONS



CODE	Optic	Light color	Control	Finish color	Luminous flux
1913W100	narrow 15° 0015	RGBW RGBW DMX512	● silver 01	4,500lm
	medium 20° 0020				
	medium 30° 0030				
	elliptic 10°x30° 1030				
	elliptic 10°x60° 1060				




QUICKINFO

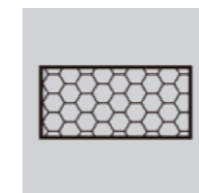
In-ground 100W, 20 high-power LEDs
 Input voltage DC24V
 C.V. power supply ordered separately
 Customized length on request



DIMENSIONS



CODE	Optic	Light color	Control	Finish color	Luminous flux
1913W100	narrow 12° 0012	2700K 2780 ON/OFF	● silver 01	8,000lm
	medium 20° 0020	3000K 3080			
	medium 30° 0030	4000K 4080			
	elliptic 5°x20° 0520				
	elliptic 10°x70° 1070				



1913A1 honeycomb **PC**
 suitable for all models



1913A2 anti-slip glass **tempered**
 suitable for all models

