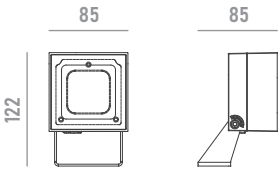


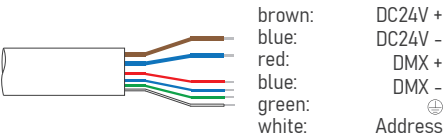
PRODUCT DATASHEET

Last information update: Mar. 2025



Wiring

Power/DMX input cable MALE connector 1,000 mm
 Power/DMX output cable FEMALE connector 1,000 mm



CUBE-1

0822W10

Architectural LED floodlight for outdoor applications

Technical Features

Power	10W
Input voltage	DC24V (constant voltage)
Insulation class	III
Delivered flux	450 lm ±10%
Light distribution type	Symmetrical / elliptical
Beam angle	8°, 15°, 20°, 30° / 15°x60°
Light colour / CCT	RGBW
CRI	-
Source type	LED (4-IN-1)
LED number	1
MacAdam step	-
Power supply	Not included
Control	DMX512 (built-in DMX decoder)
Protection index	IP66
Impact resistance	IK08
Lifetime	50,000 hours Ta=25°C

Construction

High weather-resistant fluorocarbon painted die-cast aluminum body, tempered glass cover, polycarbonate optical lenses.

Temperature Limits

Ambient operating temperature	from -20°C to +50°C
Storage temperature	from -40°C to +70°C

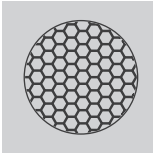
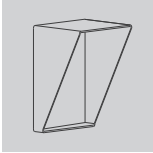
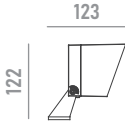

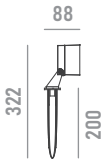


Installation

Surface mounted with adjustable bracket (standard).

Finish Colours

RAL9023 Pearl Dark Grey (standard). Other RAL colours on request.

Optional Accessories

	honeycomb louvre *can not be ordered separately		A02
	anti-glare visor *can not be ordered separately		A06
	spike *can not be ordered separately		A16
	leader cable with female 6-pin waterproof connector for Power/DMX * specify cable length to complete order		LC6
	extension cable with male and female 6-pin waterproof connector for Power/DMX * specify cable length to complete order		EC6

Ordering Information

example: 0822W10.0008.4130K.01+A02

0822W10 · · · +

product	beam angle	light colour / CCT	finish colour	accessory
CUBE-1-10W	0008 8°	4130K RGB+3000K	01 RAL9023	A02 honeycomb louvre
	0015 15°	4140K RGB+4000K		A06 anti-glare visor
	0020 20°			A16 spike
	0030 30°			LC6 leader cable
	1560 15°x60°			EC6 extension cable